

Intracavernosal Injection Instruction



VALIANT
COMPOUNDING PHARMACY
EST. 2023

1274 Anna J Stepp Drive
Ypsilanti, MI 48197

Toll Free: 1-855-466-2583
Fax: 1-855-445-1119


valiantrx.com

How do I Measure my Dose on a Syringe?

Review your medication instructions to find the prescribed volume for your injection. Your instructions may be listed in milliliters (mL), units or both.

Insulin Syringes

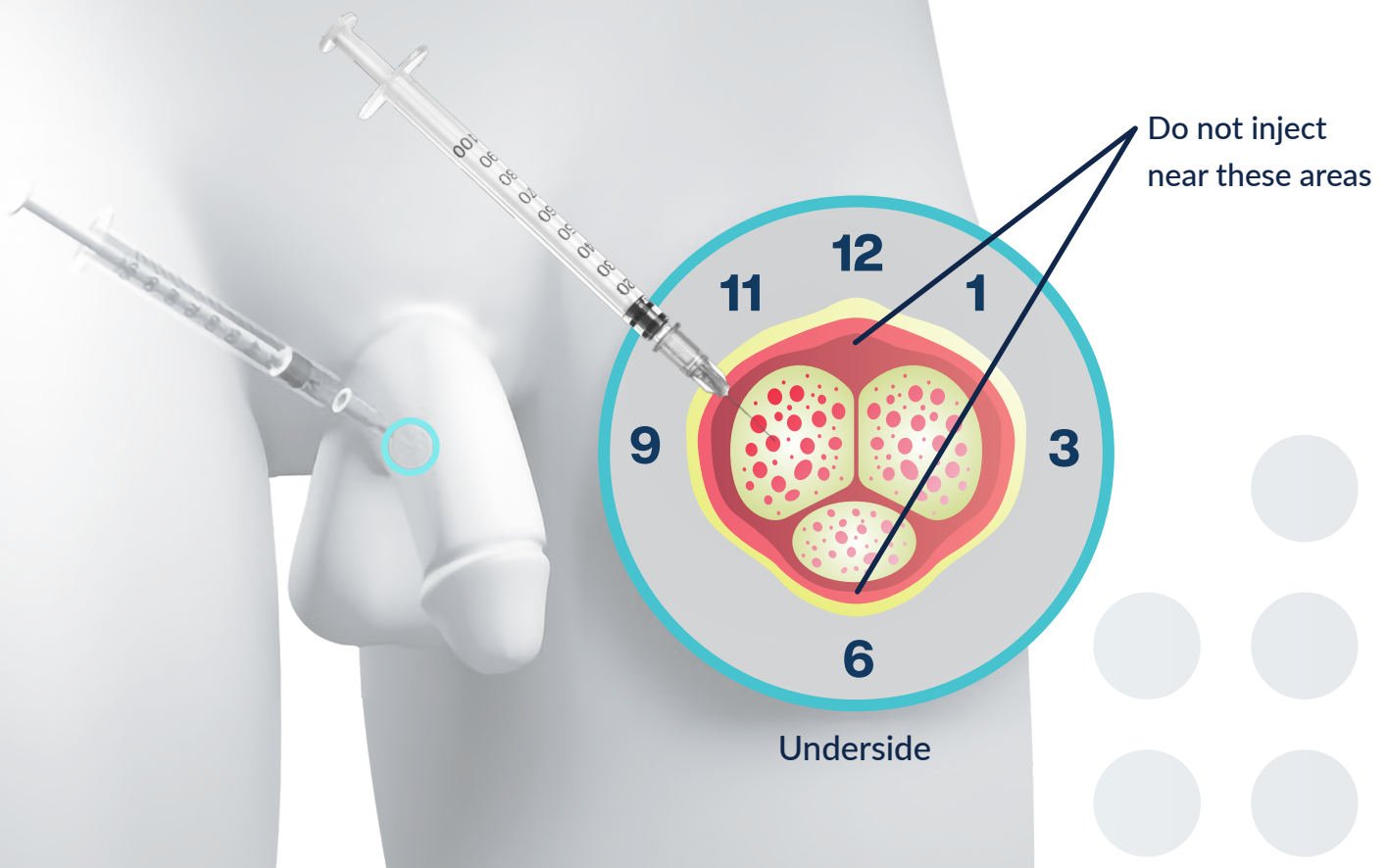
1. The syringes depicted in the image below hold a total of 1mL or 100 units. Dosage should be measured with the top part of the syringe stopper.



U-100 Syringe (Unit Markings)	Volume for Injection with Syringe (mL)
5	0.05
10	0.10
15	0.15
20	0.20
25	0.25
30	0.30
35	0.35
40	0.40
45	0.45
50	0.50

Where Can I Give Intracavernosal Shots?

Proper location for injection is at the 9-11 and 1-3 o'clock positions, between the base and mid-portion of the penis (see diagram). Avoid the top of the penis (12 o'clock) and any visible veins at the surface to minimize the risk of potential injury.



Rotate injection site from side to side to reduce the risk of scar tissue and decreased efficacy.

How to remove foil lid from vial



Locate the perforated ring the center of the vial cap.



Place something under the ring to loosen and remove.



Only remove the inner foil ring.
Wipe the rubber stopper with alcohol prior to use.

How Do I Prepare My Dose?

Please read all sections before giving injection to have an understanding on how to give the injection properly.

What you will need



Vial



Syringe



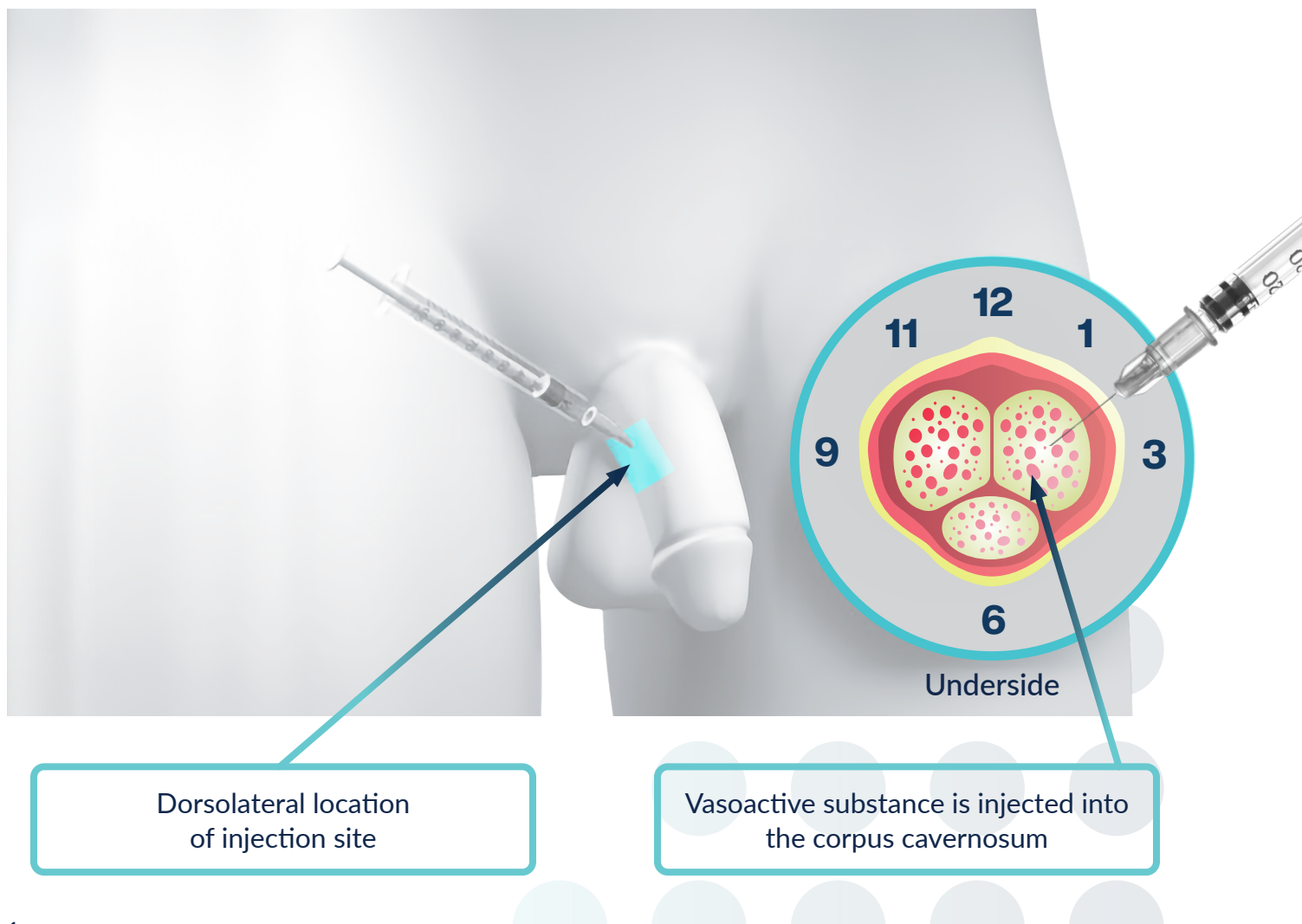
Alcohol Swab

Steps:

1. Wash your hands: Wash your hands prior to starting the process.
2. Prepare the vial: Allow vial to thaw. Wipe rubber stopper with an alcohol swab. Discard swab after use.
3. Prepare the needle: Remove plastic cover. Pull plunger to prescribed units to fill syringe with air.
4. Puncture the vial: Hold vial with non-dominant hand. Use dominant hand to push needle through center of rubber stopper at 90 degree angle. Inject air into vial.
5. Draw up medication: Flip vial over while keeping the needle inserted. Pull plunger beyond prescribed units. Gently tap syringe to bring air bubbles to the top. Push bubbles and extra fluid back into vial until you reach the prescribed units. Remove needle from vial.

How Do I Inject my Dose into the Intracavernosal Area?

1. Sanitize injection site: Wipe injection site area with new alcohol swab.
2. Prepare injection site: With your non-dominant hand, **stabilize injection site by stretching the penis lengthwise across your thigh.**
3. Insert needle: With your dominant hand, penetrate injection site at a 90 degree angle using a steady and continuous motion. You should feel slight resistance as needle passes into the intracavernosal tissue.



How Do I Inject my Dose into the Intracavernosal Area? Continued

4. Inject the dose: Push down on the plunger with your thumb until entire dose is injected.
5. Remove the needle: After removing the needle, press gently on injection site with swab for 3–5 minutes or until bleeding stops. Massage the area to help spread medication along erectile tissue.

How Can I Dispose of Used Syringes and Needles?

Discard needles/syringes used for injection in sharps container or safety container.

For information on proper disposal of medications, please visit:

<https://safe.pharmacy/drug-disposal/>



